

CAMBRIDGE ELEVATING^{INC.}

Premier Manufacturer of Custom Residential Elevators

RESIDENTIAL ELEVATORS



It's About Lifestyle

Whether you've decided to build your dream home or enjoy the freedom to access all levels of your present home, Cambridge Elevating has the solution that will fit your lifestyle.


Completely adaptable to any style of home, your residential elevator will blend into your home decor with its universal design capabilities.

Premier
Manufacturer
of Custom
Elevators

Elmira


Special Features

- ▲ Manual or automatic accordion cab gate
- ▲ Integrated safety locks protect against door opening without cab present
- ▲ Compact design fits even the tightest floor plans
- ▲ Safe for children to operate
- ▲ Emergency 24V DC battery feature provides lowering, lighting and door opening in the event of a power outage
- ▲ Custom cab configurations are available to fit any of your special design requirements



Clean Appearance

Having an accordion cab gate hidden behind an interior swing door allows the elevator to blend seamlessly into any home.



It's About Integration

The compact Elmira fits virtually any new or existing home.


With a very affordable purchase price and low maintenance fees, the Elmira is more economical than you might expect. The Elmira isn't reserved just for stately mansions or palatial estates, but also for more modest surroundings.

You owe it to yourself to explore how easily an Elmira can fit into your home, regardless of style.

Heritage

Special Features

- ▲ Automatic sliding cab door, swing door on each landing.
- ▲ Larger and taller cabs available
- ▲ Weight capacity up to 1,500 lbs.
- ▲ DPI in the elevator car operating panel
- ▲ Infrared safety light curtain detects an obstructed doorway
- ▲ Soft recessed L.E.D. cab lighting optional



Automatic Sliding Doors

The Heritage features an automatic sliding cab door that travels with the elevator. A swing door at each landing conceals the elevator shaft. When the elevator arrives at each floor the sliding cab door opens, unlocking the landing door. Only when both the landing door and sliding cab door have closed will the elevator move again.



It's About Convenience


The Heritage model is the best of both worlds; the convenience of an automatic cab door coupled with a swing door on the landing, retaining a traditional look. The elevator can be concealed behind regular or custom doors to match the decor throughout the home.

Preserve your privacy by disguising your Heritage into the natural structure of your home, your guests will never even know it's there.

Cambrian

Special Features

- ▲ Automatic sliding doors on cab and each landing
- ▲ Quiet and efficient travel speed
- ▲ Infrared safety light curtain for added safety
- ▲ DPI in the elevator
- ▲ Custom fixtures to coordinate with interior decoration
- ▲ Cab finish has endless design options



One-Touch Operation

The Cambrian is the perfect combination of form and function. The endless finish options and automatic sliding door system makes entering and exiting a Cambrian effortless. Interior choices are as mild or wild as your imagination, which can include touch screen controls, televisions, and music.




It's About Luxury

The versatile Cambrian is designed to reflect your discerning taste and lifestyle. Allow the essence of your home to continue through your elevator without sacrificing functionality. Customize your Cambrian with mirror, glass, stainless steel and hardwoods. Discover for yourself how Cambridge Elevating can work with you and your designer to integrate an elevator into your home with ease. Experience the ultimate in a residential elevator, custom made to your style.

Elevator Cab Finishes & Options

Wall & Ceiling Finishes



Cherry Light Maple Oak Walnut White

Optional Solid Woods



Oak Maple Cherry

Fixture Finishes



(Fixtures shown in Oil Rubbed Bronze)




Stainless Steel
(Standard)




Brushed Brass
(Optional)



Bright Black
(Optional)



Antique Copper
(Optional)



Oil Rubbed
Bronze
(Optional)

Note: All colors are photographic representations, please contact your dealer for availability of physical samples. Many more finishes are available, please visit our website for more information.



Car Operating Panel
(Standard)

Call Stations



Call Station
(Standard)



Digital Position
Indicator
Call Station
(Optional)



Hands-Free "Wave"
Call Station
(Optional)

Car Operating Panels



Handrail Car Operating Panel
(Optional)



Touch Screen
Tablet C.O.P.
(Optional)

Cab Gates & Sliding Doors



Solid Vinyl Accordion Gate



Visifold Accordion Gate



Beige Epoxy Sliding Door



Custom Color Sliding Door



Stainless Steel Sliding Door

Cambridge Elevating Residential Elevators

Enjoy your home, your neighborhood and your way of life, long into retirement.

Increase Your Home Value

Research shows that homes with elevators will command a greater resale value and quicker sale than those without. If the subsequent buyer does not need or want an elevator, the unit can be used for storage or act as a dumb waiter to move goods between floors.

Safety Doors

All elevator doors use a CSA/UL approved electromechanical interlock for the ultimate in safety. This systems uses an electrical switch as well as a mechanical lock to ensure that the door is closed and locked properly before the elevator cab departs from the floor. This also ensures that no elevator doors can be opened unless the elevator cab is at the appropriate landing.

No Power, No Problem

In the event of a power-outage, the elevator's battery backup will allow the cab to descend to any lower levels by pressing the desired floor button. The unit also has a manual lowering device on the power/pump unit. If assistance is required, each model is equipped with an emergency telephone. You can call for help or dial our toll free number for trouble shooting options.

Safe for Children to Operate

Although we highly recommend adult supervision for younger users, once trained, the unit is completely safe for persons of any age.

No Worries Warranty

36 months limited factory parts warranty.

Inexpensive Operation

Maintenance costs are very reasonable for the average user. The amount of use will dictate the frequency of service visits required, but once per year is recommended. The elevator consumes power at a rate similar to any other household appliances.

Long Lasting & Reliable

Our elevators are designed and manufactured with commercial grade components for high traffic use, when combined with regular service your elevator will last many years without any major maintenance.

Compact Design

A typical 36" x 48" cab requires a hoist way (shaft) throughout the home of approximately 54" x 54" - the area of a medium sized walk in closet. The hydraulic pump unit and control box are typically situated adjacent to the hoistway and together are no larger than the size of a dishwasher. Cambridge Elevating can customize cab sizes to suit almost any environment.

Quiet Operation

The hydraulic pump unit engages only when raising the elevator cab, not while descending. The noise emitted from the elevator's power unit is as quiet as your furnace.

Authorized Dealer:

Home Elevator of Houston
9137 Spring Branch Drive, Suite 305
Houston, TX 77080
713-360-7353
HomeElevatorOfHouston.com

Technical Contact:

CAMBRIDGE
ELEVATING

1261 Industrial Road Phone: 800.265.3579
Cambridge, Ontario Fax: 519.653.9927
N3H 4W3 CANADA Email: sales@cambridgeelevating.com
Web: www.CambridgeElevating.com